




Prescribe Qsymia for your patients with confidence. These step-by-step instructions help you prescribe for the Qsymia Engage Home Delivery Pharmacy program. For more information please visit HCP.Qsymia.com.

1 Select the patient dose

For new patients, select the 6-week New Patient Pack. For continuing patients, select the appropriate dose, choose a 30 or 90-day Rx[†] and specified number of refills. **For dose escalation**, select the 6-week Titration Pack.


2 Write the prescription and send to Medvantx

**Instructions
to Fax**



Fax Medvantx Pharmacy
NCPDP/NABP: 4351968
(AmeriPharm) NPI: 1073692745
Fax: **(844) 678-8444**

**Instructions
to e-Prescribe**

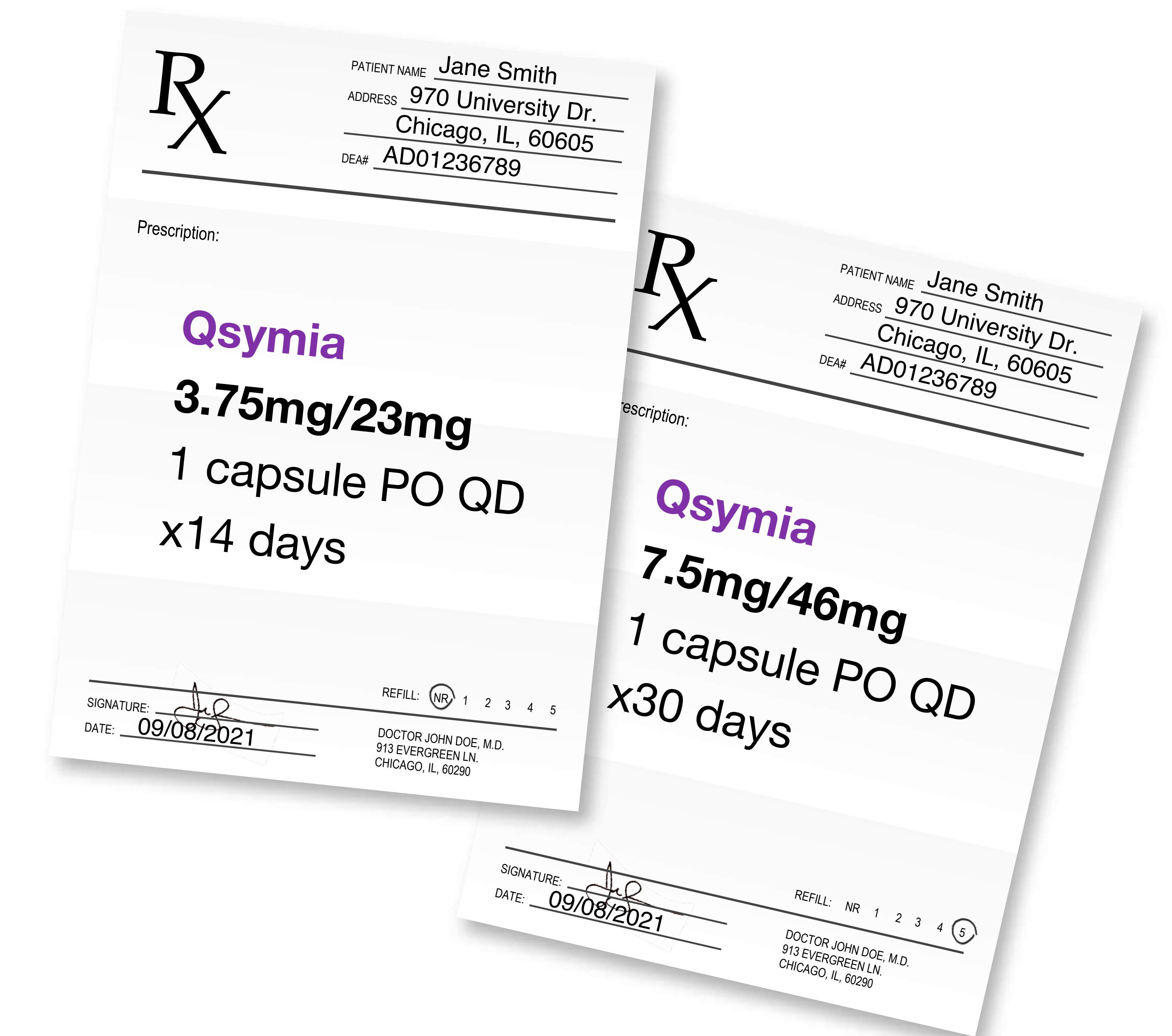


**Select Medvantx Pharmacy on
your EMR**
NCPDP/NABP: 4351968
(AmeriPharm) NPI: 1073692745

Determine the prescription method — select either **e-Prescription or Fax**.

Please note:

Two prescriptions are required for New Patient and Titration Packs. One prescription is required for each dose within either pack.



3 Provide ordering instructions to your patient

Instruct your patient to visit the QsymiaEngage.com website, register and locate their prescription in the online pharmacy. They can then complete and securely pay for their order online. Provide the **Qsymia Engage Patient Information Card** that contains follow up instructions.

* \$98 pricing includes 6-week New Patient Packs, 6-week Titration Packs and all 30-day prescriptions — additional shipping and handling costs will apply. This is a cash only program — insurance claims will not be processed.

† Free shipping on 90-day prescriptions. 90-day prescriptions are not permitted in all states.